

# Buffalo International Fund

QUARTERLY  
FACT SHEET

December 31, 2021

## Fund Facts

	Investor	Institutional
Ticker:	BUFIX	BUIIX
Inception Date:	9/28/07	7/1/19
Expense Ratio:	1.04%	0.89%
Fund Assets:	\$659.78 Million	
Morningstar Category:	Foreign Large Growth	
Benchmark Index:	Morningstar Global Markets ex-U.S.	

## Portfolio Characteristics

# of Holdings:	86
Median Market Cap:	\$43.51 B
Weighted Average Market Cap:	\$96.24 B
3-Year Annualized Turnover Ratio:	12.63%
Active Share:	91.56%

## 3-Year Risk Metrics


(BUFIX vs. Morningstar Global Markets ex-U.S. Index)

Upside Capture:	115.29
Downside Capture:	80.80
Alpha:	8.48
Beta:	0.91
Sharpe Ratio:	1.28

## Top 10 Holdings\*

ASML Holding	2.61%
Ashtead Group	2.58%
Sartorius Stedim Biotech	2.52%
Hexagon	2.41%
Schneider Electric	2.39%
Taiwan Semiconductor	2.33%
IMCD	2.31%
Linde	2.22%
Merck	2.22%
Aon	2.21%
<b>Top 10 Holdings Total</b>	<b>23.80%</b>

## Fund Management



**Nicole Kornitzer**, CFA  
Co-Manager since 2009  
M.B.A. – INSEAD (Paris)  
M.A. – Columbia University  
B.A. – Univ. of Pennsylvania



**Pat Srinivas**  
International Equity  
Research Analyst  
M.B.A. – Univ. of Chicago  
M.S. – Univ. of Texas-Dallas  
B.S. – Karnatak Univ. (India)

## Investment Philosophy

- Utilize long-term, measurable, global and/or regional secular growth trends we anticipate to continue for 3-5 years.
- Identify premier international growth companies with strong management teams, little or no debt, free cash flow, scalable business models with a competitive advantage, a history of high and increasing margins, and attractive valuations.
- 70-90 positions across various market caps.

## Market Capitalization

■ Small Cap (\$1.5B - \$4.5B)	2.06%
■ Mid Cap (\$4.5B - \$30B)	30.72%
■ Large Cap (>\$30B)	67.22%

## Performance (%)

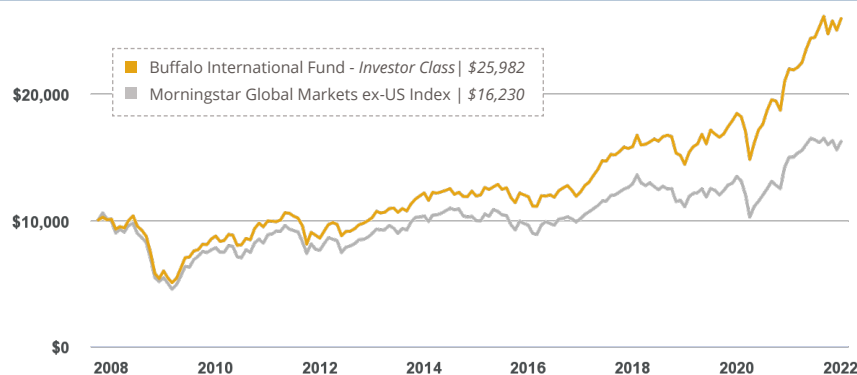
AVERAGE ANNUAL RETURNS	3 MO	YTD	1 YR	3 YR	5 YR	10 YR	Since Inception
Investor Class - BUIFX	4.92	18.21	18.21	21.70	16.27	11.74	6.92
Institutional Class - BUIIX <sup>1</sup>	4.97	18.42	18.42	21.88	16.44	11.91	7.08
Morningstar Global Markets ex-US Index	1.63	8.41	8.41	13.58	9.88	7.85	3.44

Average annual total return represents past performance and is no guarantee of future results. Investment return and principal value will fluctuate and redemption value may be more or less than original cost. Fund performance current to the most recent month-end may be lower or higher than the performance quoted and can be obtained by visiting [buffalofunds.com](http://buffalofunds.com). <sup>1</sup>For performance prior to 7/1/19 (Inception Date of Institutional Class), performance of the Investor Class shares is used and includes expenses not applicable and lower than those of Investor Class shares. <sup>2</sup>Morningstar Global Markets ex-US Index

## CALENDAR YEAR RETURNS

	2012	2013	2014	2015	2016	2017	2018	2019	2020	2021
BUFIX	19.01	19.29	-2.04	-0.45	3.19	29.33	-8.85	28.02	19.10	18.21
BUIIX <sup>1</sup>	19.18	19.46	-1.89	-0.30	3.34	29.53	-8.71	28.20	19.24	18.42
Index <sup>2</sup>	17.36	15.71	-3.62	-3.65	5.45	27.37	-14.17	21.57	11.17	8.41

## Growth of \$10,000



This chart illustrates the performance of a hypothetical \$10,000 investment made in the Fund on the Inception Date through 12/31/21. Assumes reinvestment of dividends and capital gains. This chart does not imply future performance.

## Morningstar Ratings



Overall Morningstar Rating™ of BUIFX based on risk-adjusted returns among 386 Foreign Large Growth funds as of 12/31/21



Morningstar Sustainability Rating™ of BUIFX out of 7,206 Global Equity Large Cap funds as of 11/30/21, based on 99% of AUM



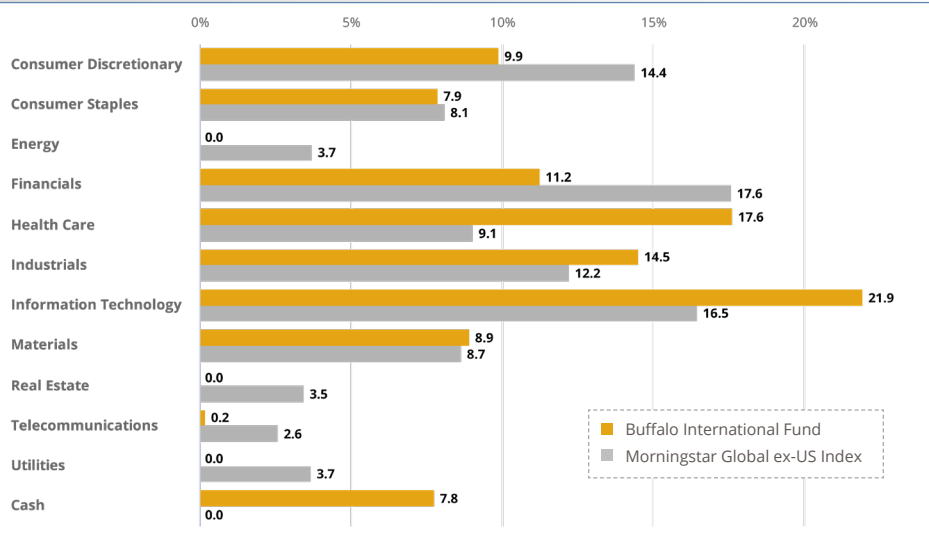
Carbon metric rating of BUIFX as of 9/30/21 in the Foreign Large Growth category, based on 90% of AUM; long positions only.

10

Historical Sustainability Score % Rank of BUIFX:



### Sector Weights (%)



### Top 10 Country Allocation

Germany	19.79%
France	16.81%
Ireland	9.13%
Netherlands	9.01%
United Kingdom	7.77%
Switzerland	6.69%
Japan	6.39%
Sweden	3.18%
Luxembourg	2.55%
Taiwan, Province of China	2.33%
<b>Top 10 Total</b>	<b>83.65%</b>

### Market Classification

Emerging Markets:	5.01%
Developed Markets:	94.99%

*The Fund's investment objectives, risks, charges, and expenses must be considered carefully before investing. The summary and statutory prospectuses contain this and other important information about the investment company and may be obtained by calling (800) 49-BUFFALO or visiting [buffalofunds.com](http://buffalofunds.com). Read them carefully before investing.*

**Mutual fund investing involves risk. Principal loss is possible. The Fund invests in small and mid-cap companies, which involve additional risks such as limited liquidity and greater volatility than large-cap companies. The Fund invests in foreign securities which involve greater volatility and political, economic, and currency risks as well as differences in accounting methods.**

The Morningstar Rating™ for funds, or “star rating”, is calculated for managed products (including mutual funds, variable annuity and variable life subaccounts, exchange-traded funds, closed-end funds, and separate accounts) with at least a 3-year history. Exchange-traded funds and open-ended mutual funds are considered a single population for comparative purposes. It is calculated based on a Morningstar Risk-Adjusted Return measure that accounts for variation in a managed product’s monthly excess performance, placing more emphasis on downward variations and rewarding consistent performance. The top 10% of products in each product category receive 5 stars, the next 22.5% receive 4 stars, the next 35% receive 3 stars, the next 22.5% receive 2 stars, and the bottom 10% receive 1 star. The Overall Morningstar Rating™ for a managed product is derived from a weighted average of the performance figures associated with its 3-, 5-, and 10-year (if applicable) Morningstar Rating™ metrics. The weights are: 100% 3-year rating for 36-59 months of total returns, 60% 5-year rating/40% 3-year rating for 60-119 months of total returns, and 50% 10-year rating/30% 5-year rating/20% 3-year rating for 120 or more months of total returns. While the 10-year overall star rating formula seems to give the most weight to the 10-year period, the most recent 3-year period actually has the greatest impact because it is included in all 3 rating periods. The Buffalo International Fund (BUFIX) received 4 stars among 386 for the 3-year, 4 stars among 332 for the 5-year, and 4 stars among 221 Foreign Large Growth funds for the 10-year period ending 12/31/21 based on risk-adjusted returns. © 2022 Morningstar, Inc. All Rights Reserved. The information contained herein: (1) is proprietary to Morningstar; (2) may not be copied or distributed; and (3) is not warranted to be accurate, complete or timely. Neither Morningstar nor its content providers are responsible for any damages or losses arising from any use of this information. **Past performance is no guarantee of future results.**

The Morningstar Sustainability Rating™ measures the environmental, social, and governance (“ESG”) risks and opportunities related to a fund’s Morningstar category peers. The Morningstar Sustainability Rating is a two-step process. The ESG score from receives a Morningstar Portfolio Sustainability Score. The Morningstar Sustainability Rating is then allotted to the category of funds within Morningstar • High (highest 10%) • Above Average (next 22.5%) • Average (next 35%) • Below Average (next 22.5%) and • Low (lowest 10%). The Morningstar Sustainability Rating is depicted by globe icons where High equals 5 globes and Low equals 1 globe. A Sustainability Rating is assigned to any fund that has more than half of its underlying assets rated by Sustainalytics and is within a Morningstar Category with at least 10 scored funds; therefore, the rating it is not limited to funds with explicit sustainable or responsible investment mandates. Morningstar updates its Sustainability Ratings monthly. Portfolios receive a Morningstar Portfolio Sustainability Score and Sustainability Rating one month and six business days after their reported as-of date based on the most recent portfolio. As part of the evaluation process, Morningstar uses Sustainalytics’ ESG scores from the same month as the portfolio as-of date.

The Morningstar Low Carbon Designation is based on a fund’s Carbon Risk Score and its Fossil Fuel Involvement percentage. To receive the Low Carbon Designation, a fund must have a Carbon Risk Score below 10 and Fossil Fuel Involvement percentage less than seven percent of assets. Morningstar calculates the Carbon Risk Score on a quarterly basis for any fund that has at least 67% of its portfolio assets covered by Sustainalytics, based on company-level carbon-risk assessments. The Carbon Risk Score is the asset-weighted sum of the carbon risk scores of its holdings, averaged over the trailing 12 months and displayed as a number starting from 0, with a lower score indicating lower carbon risk. The Morningstar Portfolio Fossil Fuel Involvement percentage is a portfolio’s asset-weighted % exposure to fossil fuels, averaged over the trailing 12 months. The Morningstar Low Carbon Designation is intended to allow investors to easily identify low-carbon funds across the global universe. The designation is an indicator that the companies held in a portfolio are in general alignment with the transition to a low-carbon economy. The Morningstar Portfolio Fossil Fuel Involvement percentage assesses the degree to which a portfolio is exposed to thermal coal extraction and power generation as well as oil and gas production, power generation, and products & services. To receive the designation, a portfolio must meet 2 criteria: a) a 12-month trailing average Morningstar Portfolio Carbon Risk Score below 10 and b) a 12-month trailing average exposure to fossil fuels less than 7% of assets, which is approximately a 33% underweighting to the global equity universe. Funds receive the Low Carbon designation based on the most recent quarterly calculations of their 12-month trailing average Morningstar Carbon Risk Scores and Morningstar Portfolio Fossil Fuel Involvement. Please visit <http://corporate1.morningstar.com/SustainableInvesting/> for more detailed information about the Morningstar Low Carbon Designation and its calculation.

The Morningstar Global Markets ex-US Index is designed to provide exposure to the top 97% of companies by market capitalization in each of two economic segments – developed markets (excluding the U.S.) and emerging markets. Russell Global ex-US Index measures the performance of the global equity market based on all investable equity securities, excluding companies assigned to the U.S. One cannot invest directly in an index. Beta measures the volatility of the fund, as compared to that of the overall market. The Market’s beta is set at 1.00; a beta higher than 1.00 is considered to be more volatile than the market, while a beta lower than 1.00 is considered to be less volatile. Alpha is an annualized return measure of how much better or worse a fund’s performance is relative to an index of funds in the same category, after allowing for differences in risk. Market Capture Ratio is a statistical measure of the Fund’s overall performance in up-markets (positive return periods) and down-markets (negative return periods). The market capture ratios are used to evaluate how well an investment performed relative to an index during periods when that index has risen or fallen. The Sharpe Ratio is a measure for calculating risk-adjusted return. Market Cap is the market price of an entire company, calculated by multiplying the number of shares outstanding by the price per share. Each Morningstar category average represents a universe of funds with similar objectives. Sector Allocation may not equal 100% due to rounding. Active share is a measure of the percentage of stock holdings in a manager’s portfolio that differs from the benchmark index. Top Ten Holdings for the quarter are not disclosed until 60 days after quarter end. Those listed are as of 9/30/21. Fund holdings and sector allocations are subject to change and are not recommendations to buy or sell any securities. Kornitzer Capital Management is the advisor to the Buffalo Funds, which are distributed by Quasar Distributors, LLC.

